


Handleiding



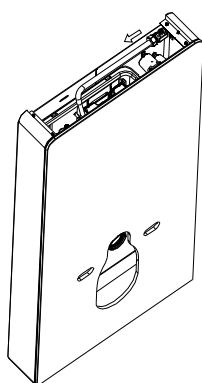
T-STUK & DRUKSLANG AANSLUITING Installatie

Verwijder de bovenkant



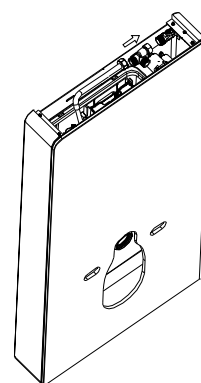
1

Schroef de slang los



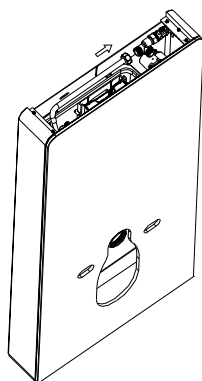
2

Verbind het T-stuk



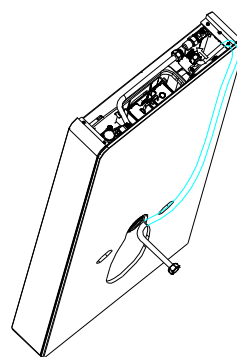
3

En draai aan



4

Verbind de drukslang



5